



Sell Your

prints

3d

<https://sellyour3d.com>

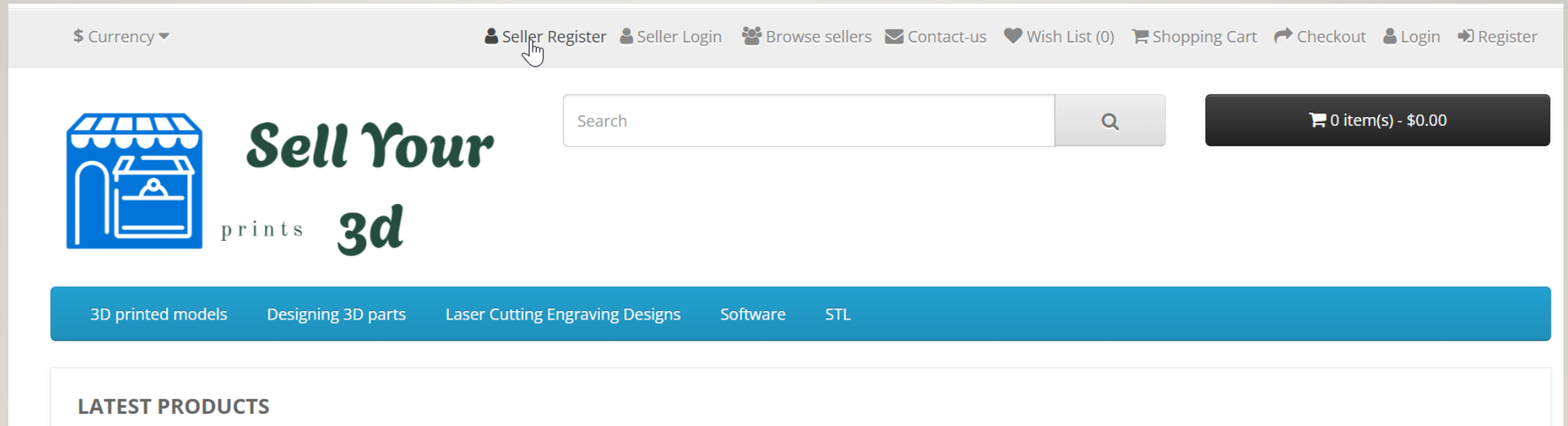
Buyers Protected by PayPal

HOW TO REGISTER AS SELLER

<https://sellyour3d.com>
Buyers Protected by PayPal

STEP 1 – GO TO REGISTRATION PAGE

VISIT OUR STORE HOMEPAGE
CLICK **SELLER REGISTER** (TOP LEFT CORNER)



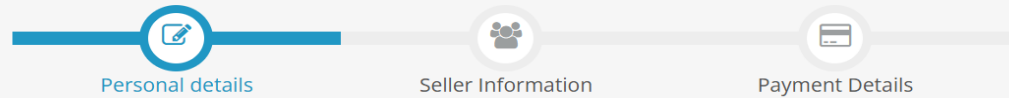
<https://sellyour3d.com>

Buyers Protected by PayPal

STEP 2 – FILL IN YOUR DETAILS

ENTER YOUR **FIRST NAME, LAST NAME, EMAIL, PASSWORD**
PROVIDE **CONTACT INFORMATION**
TICK THE BOX I **HAVE READ AND AGREE TO THE PRIVACY POLICY**

Seller Registration



 [Registered Seller ? Login](#)

Next

* First Name

First Name

* Last Name

Last Name

* E-Mail

E-Mail

* Password

Password

* Password Confirm

Password Confirm

* Telephone

Telephone

I have read and agree to the [Privacy Policy](#) ☐

Next

<https://sellyour3d.com>
Buyers Protected by PayPal

STEP 3 – SELLER INFORMATION

ENTER **STORE NAME**
PROVIDE **STORE ADDRESS**
UPLOAD **STORE LOGO** (OPTIONAL)

Seller Registration



 [Registered Seller ? Login](#)

[Previous](#)

[Next](#)

* Store Name

Store Name

Store Phone

Store Phone

Store Logo

[Choose File](#) No file chosen

Store Address

Store Address

Store Country

--Please Select--

Store Region / State

--Please Select--

Store City

Store City

Store Postcode

Store Postcode

<https://sellyour3d.com>

Buyers Protected by PayPal

STEP 4 – INSERT YOUR PAYPAL E-MAIL ID

IF THIS IS NOT PROVIDED, YOUR STORE MAY NOT FUNCTION CORRECTLY

Seller Registration



 Registered Seller ? [Login](#)

[Previous](#)

[Submit](#)

Seller Bank Detail

Store Bank Detail

Tax Identification number

Store TIN (Tax Identification number)

PayPal E-Mail ID

mypaypal.email@gmail.com

[Previous](#)

[Submit](#)

STEP 5 – FINISH REGISTRATION

ONCE YOU COMPLETE THE REGISTRATION, YOUR STORE DASHBOARD WILL OPEN.

Dashboard  > Dashboard

Seller Account



Orders



Admin Messages



Customer Enquiries



My reviews



Downloads

Seller Store



View Store



Store Information



Products



Bulk Product Upload

Seller Payments



Payments



Commissions



Commission Invoices



Shipping Rates



Returns



Seller Coupons


<https://sellyour3d.com>


Buyers Protected by PayPal



STEP 6 – PAYPAL


IF YOU FORGOT TO ENTER YOUR PAYPAL EMAIL DURING REGISTRATION, YOU CAN ADD IT AFTERWARD.
TO DO THIS, GO TO THE **MENU ON THE LEFT** AND CLICK "**STORE INFORMATION**".
HERE, YOU'LL FIND ALL YOUR STORE DETAILS, INCLUDING YOUR **PAYPAL EMAIL ID** LISTED BELOW.


≡ SELLER OPTIONS


 Dashboard


 Summary


 Store Information 


 Sales >


 Catalog >


 Shipping Rates

 Bulk Product Upload

 Customer Enquiries

 Admin Messages

 My Reviews

 Remove as a seller

Dashboard > Dashboard

Seller Account

[Orders](#)[Admin Messages](#)[Customer Enquiries](#)[My reviews](#)[Downloads](#)

Seller Store

[View Store](#)[Store Information](#)[Products](#)[Bulk Product Upload](#)

Seller Payments

[Payments](#)[Commissions](#)[Commission Invoices](#)[Shipping Rates](#)[Returns](#)[Seller Coupons](#)[Connect](#)

SEO URL For Store

SEO URL For Store

PayPal E-Mail ID

mypaypal@gmail.com|

Vacation Mode

No

